





What's New in Solid 2011 R2



Assembly Level

- Recent Tab is the Default Tab When Setting Part Materials
- Option to Ignore Edgeband When Exploding an Assembly













Assembly Wizard

- Bore By Opening Available for Closet Objects    


Bid Center

- Ability to Export Bid Data to a Database for 3rd Party Use  


CAD

- Shift + Drag Rectangle Forces Square in CAD
- Reversed Leader Creation (Start Point Establishes Arrow Location)
- Text Leader Tool
- Revision Cloud Tool
- Layers from Symbols Come With Them When Inserted    
- Setup Text Prompts in CAD Symbols    
- Added New Table Groups to Assembly Level/Assembly Sheets    
 - Drawer Box Parts
 - Drawer Boxes
 - Rollout Box Parts
 - Rollout Boxes


Counter Tops

- Editing of Automatic Appliance Cut Outs in Counter Top Editor  & 
- Define Joint Edges via Counter Top Shape Editor  & 

Doors

- Option to Output Buyout Doors to CNC 



Drawers & Roll Outs

- Adjustment for Dovetail Fit 

Drawings Area

- Selecting a Scene From the Scene List Will Provide a Scene Preview
- Align Scenes Using Snap Points to Grid, Paper, or Other Scene Points

General

- Custom Order Imports via TXT/CSV 
- Custom Part List Exports via Text File 
- Drawer Box and Roll Out Material Schedules Added to ORD File
- Improved 3D Rotation Functionality
- Change Unit of Measure Precision via Statusbar Menu

Job Properties

- All Combo-boxes (drop downs) Sorted Alphabetically



Layers

- Ability to Turn On/Off Door Drawer Numbering at Section Editor
- Ability to Turn On/Off Door Drawer Numbering at Assembly Sheet
- Added Light Layer for User Added Lights

Layout (Room) Level

- Ability to Establish a Vertical Position for Object Placement
- 0 Entered for Floor to Upper Above Refer Disables Option
- 0 Entered for Floor to Upper Above Range Disables Option


Reports

- Assembly ID From CVC Added to Cabinets Table in Report.mdb 
- Hinge Material ID From CVC Added to Doors Table in Report.mdb 














Section Editor

- New Options to Set Line Bore Type by Assembly

User Created Standards

- Ability to Delete and Reposition a Licensed UCS 
- _MATCH Parameter to Set Local or Global Search for Master Operations

Legend

-  - Solid Standard
-  - Solid Standard for Closets
-  - Solid Drafter
-  - Solid Drafter for Closets
-  - Solid Advanced
-  - Solid Advanced for Closets
-  - Solid Ultimate
-  - Solid Ultimate for Closets
-  - S2M Center
-  - Conversion Utility
-  - Counter Top Cut Lists
-  - Dovetails
-  - Solid Tops